

LIKELIHOOD OF VOTING:

How likely are you to vote in the European Parliament elections to be held in May?



	GENDER			AGE				EDUCATION			EMPLOYMENT				
	Total	Female	Male	18-29	30-44	45-64	65+	Low	Medium	High	Full-Time	Part-time	Student	Retired	Unemployed
Definitely	40	36	45	31	37	45	43	36	36	47	42	31	13	46	23
Probably	23	21	25	23	32	20	19	20	23	27	24	17	33	21	26
Maybe	17	20	14	23	16	15	15	18	19	14	17	17	25	14	16
Probably Not	11	13	8	10	11	11	11	14	9	8	9	21	15	7	23
Definitely Not	6	5	6	11	3	6	4	6	9	4	5	9	13	3	13
Not Sure	4	5	3	1	2	3	9	6	2	1	2	4	1	9	0

	ORIENTATION						CHURCH		AREA			
	Total	Left	Center Left	Center	Center Right	Right	Regular	Never	Rural	Small City	Suburb	Urban
Definitely	40	58	40	30	50	61	32	34	26	34	51	44
Probably	23	21	35	21	25	19	33	27	31	23	14	23
Maybe	17	9	6	23	15	7	7	11	25	16	19	16
Probably Not	11	4	14	14	4	4	5	19	8	12	16	10
Definitely Not	6	8	3	6	4	8	6	8	7	8	0	4
Not Sure	4	0	1	6	4	1	18	1	3	7	0	2

NATIONAL PRIDE:

How proud are you to be Bulgarian?



	GENDER			AGE				EDUCATION			EMPLOYMENT				
	Total	Female	Male	18-29	30-44	45-64	65+	Low	Medium	High	Full-Time	Part-time	Student	Retired	Unemployed
Very Proud	33	33	34	33	32	36	31	32	35	34	33	39	39	31	30
Quite Proud	38	40	36	40	39	34	41	38	37	38	37	32	41	45	21
Not Very Proud	26	25	26	25	27	28	22	26	24	26	28	25	20	19	41
Not At All Proud	3	3	4	2	2	3	6	4	4	2	3	4	0	5	8

	ORIENTATION						CHURCH		AREA			
	Total	Left	Center Left	Center	Center Right	Right	Regular	Never	Rural	Small City	Suburb	Urban
Very Proud	33	54	17	34	32	36	31	29	36	36	33	32
Quite Proud	38	23	48	36	38	46	37	43	37	33	67	40
Not Very Proud	26	21	32	27	24	16	29	25	21	29	0	25
Not At All Proud	3	3	2	3	6	2	3	3	7	2	0	4

DEMOCRACY:

Support for Democracy



	GENDER			AGE				EDUCATION			EMPLOYMENT				
	<i>Total</i>	<i>Female</i>	<i>Male</i>	<i>18-29</i>	<i>30-44</i>	<i>45-64</i>	<i>65+</i>	<i>Low</i>	<i>Medium</i>	<i>High</i>	<i>Full-Time</i>	<i>Part-time</i>	<i>Student</i>	<i>Retired</i>	<i>Unemployed</i>
Consistent	15	15	51	6	13	13	25	8	10	26	11	19	3	24	25
Inconsistent	85	85	85	94	87	87	75	92	90	74	89	81	97	76	75

	ORIENTATION						CHURCH		AREA			
	<i>Total</i>	<i>Left</i>	<i>Center Left</i>	<i>Center</i>	<i>Center Right</i>	<i>Right</i>	<i>Regular</i>	<i>Never</i>	<i>Rural</i>	<i>Small City</i>	<i>Suburb</i>	<i>Urban</i>
Consistent	15	37	11	7	22	30	13	18	18	11	n/a	16
Inconsistent	85	63	89	93	78	70	87	82	82	89	n/a	84

INSTITUTIONAL TRUST:

How much do you trust the Parliament?




	GENDER			AGE				EDUCATION			EMPLOYMENT				
	Total	Female	Male	18-29	30-44	45-64	65+	Low	Medium	High	Full-Time	Part-time	Student	Retired	Unemployed
No Trust At All	59	59	60	62	59	58	59	59	56	61	57	63	80	55	78
Lean No Trust	20	23	17	16	19	22	23	21	24	18	20	21	13	26	12
Neither	9	10	8	10	10	10	6	9	9	9	11	9	2	7	5
Lean Trust	8	5	11	11	9	5	8	6	9	10	8	8	5	8	4
Trust A Lot	3	2	3	0	3	4	3	4	2	2	3	0	1	4	0

	ORIENTATION						CHURCH		AREA			
	Total	Left	Center Left	Center	Center Right	Right	Regular	Never	Rural	Small City	Suburb	Urban
No Trust At All	59	75	68	62	47	46	24	65	51	65	20	58
Lean No Trust	20	9	16	23	25	16	40	19	28	21	14	19
Neither	9	7	9	9	9	14	27	10	12	7	22	10
Lean Trust	8	9	6	5	15	12	7	6	4	4	20	10
Trust A Lot	3	0	1	2	4	12	1	1	4	3	23	3

INSTITUTIONAL TRUST:

How much do you trust the European Parliament?



	GENDER			AGE				EDUCATION			EMPLOYMENT				
	Total	Female	Male	18-29	30-44	45-64	65+	Low	Medium	High	Full-Time	Part-time	Student	Retired	Unemployed
No Trust At All	32	30	34	25	21	35	44	33	27	33	28	35	34	40	36
Lean No Trust	20	20	19	14	18	19	25	22	18	17	16	21	27	29	6
Neither	16	19	14	20	18	19	8	16	14	17	18	17	14	9	26
Lean Trust	16	18	14	26	19	13	12	15	20	16	18	17	18	11	8
Trust A Lot	16	13	19	15	24	14	11	14	20	17	19	11	7	11	22

	ORIENTATION						CHURCH		AREA			
	Total	Left	Center Left	Center	Center Right	Right	Regular	Never	Rural	Small City	Suburb	Urban
No Trust At All	32	54	57	30	16	22	12	51	27	37	31	31
Lean No Trust	20	13	21	22	22	6	23	21	30	20	0	18
Neither	16	19	6	22	11	9	23	10	11	19	24	16
Lean Trust	16	1	8	16	25	20	23	7	19	10	16	19
Trust A Lot	16	13	8	10	25	42	18	12	13	14	29	17

LEADERSHIP:

Are you more or less likely to vote for a Bulgarian political leader who is prepared to make compromises?




	GENDER			AGE				EDUCATION			EMPLOYMENT				
	Total	Female	Male	18-29	30-44	45-64	65+	Low	Medium	High	Full-Time	Part-time	Student	Retired	Unemployed
Much More Likely	26	27	26	33	23	26	24	30	22	23	27	32	34	20	24
Some More Likely	38	39	37	24	39	37	48	34	38	44	36	38	24	50	14
Some Less Likely	20	18	22	21	23	24	10	19	20	20	22	17	22	11	45
Much Less Likely	12	15	10	14	10	12	14	12	14	12	12	6	12	15	15
No Difference	4	2	6	8	5	1	3	5	6	1	4	7	9	3	2

	ORIENTATION						CHURCH		AREA			
	Total	Left	Center Left	Center	Center Right	Right	Regular	Never	Rural	Small City	Suburb	Urban
Much More Likely	26	40	20	27	22	25	28	22	34	28	35	24
Some More Likely	38	30	54	34	39	45	31	37	26	35	56	41
Some Less Likely	20	14	15	19	27	19	23	22	34	17	0	20
Much Less Likely	12	11	7	15	10	10	18	13	3	15	8	12
No Difference	4	5	4	5	1	1	0	6	3	4	0	4

LEADERSHIP:

Are you more or less likely to vote for a Bulgarian political leader who stands up for human rights?



	GENDER			AGE				EDUCATION			EMPLOYMENT				
	Total	Female	Male	18-29	30-44	45-64	65+	Low	Medium	High	Full-Time	Part-time	Student	Retired	Unemployed
Much More Likely	69	75	63	65	67	70	72	67	66	73	68	72	64	74	55
Some More Likely	21	18	23	20	22	21	19	20	25	20	22	16	16	17	35
Some Less Likely	6	4	7	8	6	6	2	6	4	6	6	6	15	2	7
Much Less Likely	3	2	3	4	2	2	3	3	4	1	2	0	5	4	0
No Difference	2	0	4	3	3	1	3	4	1	1	2	5	0	3	2

	ORIENTATION						CHURCH		AREA			
	Total	Left	Center Left	Center	Center Right	Right	Regular	Never	Rural	Small City	Suburb	Urban
Much More Likely	69	92	72	68	67	61	58	60	78	70	77	68
Some More Likely	21	3	19	21	25	25	20	32	20	20	5	21
Some Less Likely	6	0	5	5	6	11	19	3	0	5	18	6
Much Less Likely	3	2	2	3	2	2	3	2	0	2	0	3
No Difference	2	3	2	3	0	0	0	3	1	3	0	2

LEADERSHIP:

Are you more or less likely to vote for a Bulgarian political leader who listens to alternative points of view?



	GENDER			AGE				EDUCATION			EMPLOYMENT				
	Total	Female	Male	18-29	30-44	45-64	65+	Low	Medium	High	Full-Time	Part-time	Student	Retired	Unemployed
Much More Likely	58	62	53	56	53	55	68	52	56	65	57	63	42	62	44
Some More Likely	31	29	34	32	35	34	23	33	34	28	32	17	51	27	42
Some Less Likely	5	4	6	7	6	4	2	6	5	5	5	12	5	2	8
Much Less Likely	2	2	3	2	2	2	4	4	1	1	2	2	2	4	2
No Difference	3	2	5	3	4	2	4	4	3	1	3	5	1	4	3

	ORIENTATION						CHURCH		AREA			
	Total	Left	Center Left	Center	Center Right	Right	Regular	Never	Rural	Small City	Suburb	Urban
Much More Likely	58	75	59	58	48	58	51	58	70	58	56	56
Some More Likely	31	16	34	27	45	36	39	28	23	27	27	34
Some Less Likely	5	0	4	7	4	2	4	4	0	7	18	5
Much Less Likely	2	3	1	3	2	3	3	2	2	2	0	3
No Difference	3	6	2	4	1	1	2	4	5	3	0	3

NEGATIVE STEREOTYPE/RESENTMENT:

Muslims



	GENDER			AGE				EDUCATION			EMPLOYMENT				
	Total	Female	Male	18-29	30-44	45-64	65+	Low	Medium	High	Full-Time	Part-time	Student	Retired	Unemployed
Most Negative	14	14	13	24	11	10	15	15	17	11	13	19	25	13	8
All Others	86	86	87	76	89	90	85	85	83	89	87	81	75	87	91

	ORIENTATION						CHURCH		AREA			
	Total	Left	Center Left	Center	Center Right	Right	Regular	Never	Rural	Small City	Suburb	Urban
Most Negative	14	8	11	15	15	12	25	15	15	12	21	14
All Others	86	92	89	85	85	88	75	85	85	88	79	86

NEGATIVE STEREOTYPE/RESENTMENT:

Immigrants



	GENDER			AGE				EDUCATION			EMPLOYMENT				
	Total	Female	Male	18-29	30-44	45-64	65+	Low	Medium	High	Full-Time	Part-time	Student	Retired	Unemployed
Most Negative	34	31	37	27	27	41	37	36	31	33	33	39	3	39	48
All Others	66	69	63	73	73	59	63	64	69	67	67	61	97	61	52

	ORIENTATION						CHURCH		AREA			
	Total	Left	Center Left	Center	Center Right	Right	Regular	Never	Rural	Small City	Suburb	Urban
Most Negative	34	43	35	31	37	38	46	28	40	36	16	33
All Others	66	57	65	69	63	62	54	72	60	64	84	67

IDENTITY:

Do you think of yourself as ...?



	GENDER			AGE				EDUCATION			EMPLOYMENT				
	Total	Female	Male	18-29	30-44	45-64	65+	Low	Medium	High	Full-Time	Part-time	Student	Retired	Unemployed
Bulgarian Only	28	30	25	19	28	27	34	35	19	22	26	28	20	31	49
Bulgarian then European	66	67	67	68	66	68	62	59	69	74	68	67	65	65	48
European then Bulgarian	2	1	3	5	2	1	1	2	3	2	3	1	4	1	0
European Only	2	1	2	2	2	1	2	1	4	1	2	1	2	1	0
Don't Know	3	3	3	5	2	3	2	3	5	1	2	3	9	3	2

	ORIENTATION						CHURCH		AREA			
	Total	Left	Center Left	Center	Center Right	Right	Regular	Never	Rural	Small City	Suburb	Urban
Bulgarian Only	28	29	33	34	16	12	12	28	61	27	19	25
Bulgarian then European	66	69	62	62	72	78	73	66	39	66	65	69
European then Bulgarian	2	0	3	1	4	2	8	2	0	1	0	3
European Only	2	1	2	0	5	3	3	1	0	2	17	2
Don't Know	3	2	1	3	3	5	3	2	0	4	0	2

EU PROPOSAL:

The European Parliament is considering a law to freeze European Union payments to and infrastructure investments in any member country, including Bulgaria, whose national governments are found to undermining democracy, weakening the independence of national judiciaries and the rule of law, or failing to cooperate with the investigation of political and government corruption. Do you support or oppose this draft law proposed by members of the European Parliament?



	GENDER			AGE				EDUCATION			EMPLOYMENT				
	Total	Female	Male	18-29	30-44	45-64	65+	Low	Medium	High	Full-Time	Part-time	Student	Retired	Unemployed
Strongly Support	38	37	39	29	42	36	42	35	35	42	37	40	27	38	59
Somewhat Support	28	28	27	25	26	34	23	28	26	29	31	25	25	24	18
Neither Sup/Oppose	19	19	19	28	20	14	19	19	26	16	18	18	26	21	13
Somewhat Oppose	6	4	8	4	5	7	6	7	3	6	5	5	10	7	0
Strongly Oppose	4	4	5	4	4	6	1	4	4	5	5	6	0	0	8
Don't Know	6	9	2	9	3	4	8	8	5	2	4	7	12	9	1

	ORIENTATION						CHURCH		AREA			
	Total	Left	Center Left	Center	Center Right	Right	Regular	Never	Rural	Small City	Suburb	Urban
Strongly Support	38	48	42	35	37	41	33	39	37	36	39	38
Somewhat Support	28	14	19	30	30	31	40	23	17	28	7	29
Neither Sup/Oppose	19	10	18	21	20	16	8	22	9	20	23	20
Somewhat Oppose	6	13	10	2	9	7	13	6	11	8	16	4
Strongly Oppose	4	10	7	3	2	5	2	6	2	5	15	4
Don't Know	6	5	4	8	3	1	3	4	25	3	0	5

ALIENATION:

Do you agree or disagree that people like me are being left behind?



	GENDER			AGE				EDUCATION			EMPLOYMENT				
	Total	Female	Male	18-29	30-44	45-64	65+	Low	Medium	High	Full-Time	Part-time	Student	Retired	Unemployed
Strongly Agree	28	27	30	25	21	29	36	29	26	28	24	33	37	32	43
Somewhat Agree	27	29	25	15	29	26	35	28	19	30	26	22	10	36	15
Neither Agree/Dis	23	25	22	29	28	21	18	23	3	20	25	33	30	17	14
Somewhat Disagree	11	9	13	13	11	14	7	8	16	14	12	7	15	10	7
Strongly Disagree	8	7	9	16	9	6	3	9	6	7	9	3	8	4	19
Not Sure	2	2	2	2	2	2	0	2	1	2	2	1	0	0	1

	ORIENTATION						CHURCH		AREA			
	Total	Left	Center Left	Center	Center Right	Right	Regular	Never	Rural	Small City	Suburb	Urban
Strongly Agree	28	53	25	29	21	23	16	27	21	30	18	28
Somewhat Agree	27	31	34	24	30	26	26	28	30	26	65	27
Neither Agree/Dis	23	7	18	29	17	25	29	19	31	21	2	24
Somewhat Disagree	11	8	13	9	16	13	16	9	3	8	0	13
Strongly Disagree	8	1	7	5	15	13	11	10	12	11	16	6
Not Sure	2	0	2	2	1	2	2	3	1	1	0	2

NOSTALGIA:

Do you agree or disagree that our best days in Bulgaria are behind us?



	GENDER			AGE				EDUCATION			EMPLOYMENT				
	Total	Female	Male	18-29	30-44	45-64	65+	Low	Medium	High	Full-Time	Part-time	Student	Retired	Unemployed
Strongly Agree	22	22	23	21	19	22	27	24	21	21	22	21	18	24	28
Somewhat Agree	21	17	24	19	20	18	25	20	21	21	20	17	4	27	12
Neither Agree/Dis	22	22	21	28	26	21	14	23	27	18	21	25	36	19	28
Somewhat Disagree	16	18	14	15	13	14	21	14	13	20	13	18	23	18	22
Strongly Disagree	14	13	14	12	18	16	8	13	14	14	17	18	18	6	7
Not Sure	6	7	4	5	4	9	5	7	4	6	7	2	1	6	4

	ORIENTATION						CHURCH		AREA			
	Total	Left	Center Left	Center	Center Right	Right	Regular	Never	Rural	Small City	Suburb	Urban
Strongly Agree	22	50	27	21	18	11	12	23	36	24	5	20
Somewhat Agree	21	24	33	21	15	14	12	21	17	19	43	22
Neither Agree/Dis	22	6	21	26	20	17	18	17	25	22	11	21
Somewhat Disagree	16	12	11	17	15	19	25	15	12	16	41	16
Strongly Disagree	14	4	6	9	27	28	27	17	7	11	0	16
Not Sure	6	4	2	6	5	12	6	6	2	8	0	5

EMPOWERMENT:

Do you agree or disagree that I can make a difference in how Bulgaria's government works?



	GENDER			AGE				EDUCATION			EMPLOYMENT				
	Total	Female	Male	18-29	30-44	45-64	65+	Low	Medium	High	Full-Time	Part-time	Student	Retired	Unemployed
Strongly Agree	6	6	6	4	7	6	5	7	6	4	8	5	0	2	6
Somewhat Agree	14	13	14	18	16	13	8	14	19	11	15	14	22	9	9
Neither Agree/Dis	22	21	23	30	27	19	15	24	29	17	22	34	28	17	19
Somewhat Disagree	14	16	13	17	19	11	13	11	13	19	14	13	30	12	20
Strongly Disagree	30	25	34	27	20	36	32	27	28	33	30	27	17	33	32
Not Sure	14	19	10	3	10	14	27	16	5	16	10	7	3	28	15

	ORIENTATION						CHURCH		AREA			
	Total	Left	Center Left	Center	Center Right	Right	Regular	Never	Rural	Small City	Suburb	Urban
Strongly Agree	6	4	3	7	6	6	8	7	5	9	0	5
Somewhat Agree	14	3	17	12	14	21	10	13	7	15	6	14
Neither Agree/Dis	22	9	13	24	24	29	39	14	32	23	33	21
Somewhat Disagree	14	14	17	12	17	19	25	11	22	13	16	14
Strongly Disagree	30	40	34	30	27	18	10	41	8	25	45	33
Not Sure	14	30	15	15	11	6	7	13	26	15	0	13

THREAT:

Do you agree or disagree that Islam is a threat to Bulgaria?



	GENDER			AGE				EDUCATION			EMPLOYMENT				
	Total	Female	Male	18-29	30-44	45-64	65+	Low	Medium	High	Full-Time	Part-time	Student	Retired	Unemployed
Strongly Agree	29	27	31	26	28	32	27	28	30	29	31	26	23	27	23
Somewhat Agree	25	22	27	29	19	24	28	21	27	28	24	25	31	27	20
Neither Agree/Dis	22	25	18	12	21	24	26	26	17	19	21	15	10	27	20
Somewhat Disagree	12	12	11	17	16	6	12	10	12	14	10	16	24	11	15
Strongly Disagree	10	9	10	11	14	11	4	11	12	7	11	13	12	4	20
Not Sure	4	5	2	5	2	3	4	4	3	3	3	6	0	4	2

	ORIENTATION						CHURCH		AREA			
	Total	Left	Center Left	Center	Center Right	Right	Regular	Never	Rural	Small City	Suburb	Urban
Strongly Agree	29	41	37	25	21	44	22	24	28	23	5	32
Somewhat Agree	25	21	24	27	26	18	19	25	21	22	8	27
Neither Agree/Dis	22	16	19	23	23	19	11	23	27	29	39	18
Somewhat Disagree	12	15	11	12	11	7	12	12	7	10	4	13
Strongly Disagree	10	2	5	10	17	7	30	12	16	13	16	8
Not Sure	4	6	3	3	3	4	5	5	1	4	27	3

VALUES GAP:

Do you agree or disagree that the gap between Bulgarian values and Islam is too great to be bridged?




	GENDER			AGE				EDUCATION			EMPLOYMENT				
	Total	Female	Male	18-29	30-44	45-64	65+	Low	Medium	High	Full-Time	Part-time	Student	Retired	Unemployed
Strongly Agree	24	21	27	16	19	29	27	24	21	24	25	19	3	26	26
Somewhat Agree	24	26	22	27	25	23	24	19	29	29	23	27	26	24	35
Neither Agree/Dis	25	24	27	19	31	22	28	27	23	23	24	30	31	27	21
Somewhat Disagree	17	17	18	29	12	18	13	19	15	15	18	14	32	14	10
Strongly Disagree	6	8	4	7	9	5	4	6	4	7	7	4	7	4	3
Not Sure	4	4	3	3	5	3	3	4	7	1	3	5	1	4	5

	ORIENTATION						CHURCH		AREA			
	Total	Left	Center Left	Center	Center Right	Right	Regular	Never	Rural	Small City	Suburb	Urban
Strongly Agree	24	46	22	19	27	25	34	21	24	21	0	25
Somewhat Agree	24	16	30	24	27	20	13	26	27	24	21	24
Neither Agree/Dis	25	25	29	28	18	19	24	20	38	29	43	22
Somewhat Disagree	17	6	15	20	17	13	19	19	2	16	29	19
Strongly Disagree	6	7	1	4	7	18	5	11	5	8	0	5
Not Sure	4	1	2	4	3	4	5	3	5	1	7	4

EXTREMISM:

Do you agree or disagree that political extremism is a threat to Bulgaria's democracy and democratic institutions?



	GENDER			AGE				EDUCATION			EMPLOYMENT				
	Total	Female	Male	18-29	30-44	45-64	65+	Low	Medium	High	Full-Time	Part-time	Student	Retired	Unemployed
Strongly Agree	37	35	40	32	27	43	44	33	35	43	39	24	35	40	25
Somewhat Agree	30	30	31	23	33	33	27	28	34	30	31	42	17	27	16
Neither Agree/Dis	22	26	17	23	28	16	23	26	18	19	18	27	25	25	46
Somewhat Disagree	5	4	6	12	5	4	2	5	7	5	6	2	13	2	8
Strongly Disagree	2	2	3	7	3	2	0	2	4	2	3	3	7	0	0
Not Sure	4	4	3	3	3	4	4	6	2	1	3	1	3	5	4

	ORIENTATION						CHURCH		AREA			
	Total	Left	Center Left	Center	Center Right	Right	Regular	Never	Rural	Small City	Suburb	Urban
Strongly Agree	37	68	38	34	32	38	32	36	36	35	44	39
Somewhat Agree	30	11	37	29	34	29	21	26	21	25	16	33
Neither Agree/Dis	22	20	17	24	21	23	21	25	26	29	6	19
Somewhat Disagree	5	1	3	6	6	5	13	6	4	3	16	6
Strongly Disagree	2	0	1	3	1	4	0	4	0	4	0	2
Not Sure	4	1	4	4	6	1	12	3	13	5	19	2

VALUE-UNITY:

Do you agree or disagree that we must be more unified in Bulgaria?



	GENDER			AGE				EDUCATION			EMPLOYMENT				
	Total	Female	Male	18-29	30-44	45-64	65+	Low	Medium	High	Full-Time	Part-time	Student	Retired	Unemployed
Strongly Agree	71	71	70	63	72	70	75	69	76	70	71	65	59	72	73
Somewhat Agree	17	18	17	16	17	19	18	14	15	23	16	19	20	20	14
Neither Agree/Dis	3	3	4	3	6	4	1	4	2	3	4	8	4	1	6
Somewhat Disagree	6	6	6	16	3	3	6	10	6	2	6	2	15	6	4
Strongly Disagree	1	1	2	1	2	2	1	1	2	2	1	4	1	1	1
Not Sure	1	1	0	0	1	1	0	2	0	0	0	1	0	0	1

	ORIENTATION						CHURCH		AREA			
	Total	Left	Center Left	Center	Center Right	Right	Regular	Never	Rural	Small City	Suburb	Urban
Strongly Agree	71	88	64	69	71	76	50	65	84	75	19	68
Somewhat Agree	17	8	29	16	19	16	21	20	7	13	45	20
Neither Agree/Dis	3	0	1	4	4	6	1	3	8	3	6	3
Somewhat Disagree	6	2	5	8	4	2	21	6	0	6	16	7
Strongly Disagree	1	2	1	1	2	1	6	2	0	1	0	2
Not Sure	1	0	0	2	1	0	0	3	0	3	15	0

CONCERN:

Do you agree or disagree that economic inequality is growing in Bulgaria?



	GENDER			AGE				EDUCATION			EMPLOYMENT				
	Total	Female	Male	18-29	30-44	45-64	65+	Low	Medium	High	Full-Time	Part-time	Student	Retired	Unemployed
Strongly Agree	60	56	64	49	52	65	70	55	61	66	59	55	45	68	61
Somewhat Agree	21	23	19	20	25	22	16	20	22	21	22	19	23	16	31
Neither Agree/Dis	10	15	6	15	11	7	12	15	6	6	8	18	23	13	5
Somewhat Disagree	5	4	7	13	8	3	1	5	7	5	8	2	9	1	0
Strongly Disagree	2	2	3	2	4	2	1	3	3	2	3	5	1	0	2
Not Sure	1	1	1	1	1	1	0	1	1	0	1	0	0	1	1

	ORIENTATION						CHURCH		AREA			
	Total	Left	Center Left	Center	Center Right	Right	Regular	Never	Rural	Small City	Suburb	Urban
Strongly Agree	60	95	73	58	55	39	49	59	53	63	27	60
Somewhat Agree	21	2	16	19	27	38	21	21	17	19	30	22
Neither Agree/Dis	10	3	7	13	9	8	19	9	24	12	27	8
Somewhat Disagree	5	0	2	6	4	11	11	7	3	3	0	7
Strongly Disagree	2	0	1	2	4	4	0	3	1	2	16	2
Not Sure	1	0	1	1	2	0	0	2	2	1	0	0

VALUE – Respect Tradition:

How important is it to you to live in a country where people respect the country's traditions?



	GENDER			AGE				EDUCATION			EMPLOYMENT				
	Total	Female	Male	18-29	30-44	45-64	65+	Low	Medium	High	Full-Time	Part-time	Student	Retired	Unemployed
Very Important	84	88	81	78	86	85	87	80	86	90	84	82	73	88	92
Not	15	12	19	22	15	15	13	20	14	10	16	18	27	12	8

	ORIENTATION						CHURCH		AREA			
	Total	Left	Center Left	Center	Center Right	Right	Regular	Never	Rural	Small City	Suburb	Urban
Very Important	84	0	86	86	73	86	56	89	89	87	64	83
Not	15	0	14	14	27	14	44	11	11	13	36	17

IMMIGRATION:

Do you agree or disagree that Bulgaria would be stronger if we stopped all immigration?




	GENDER			AGE				EDUCATION			EMPLOYMENT				
	Total	Female	Male	18-29	30-44	45-64	65+	Low	Medium	High	Full-Time	Part-time	Student	Retired	Unemployed
Strongly Agree	28	25	31	28	26	28	30	31	27	25	28	44	11	27	29
Somewhat Agree	25	27	23	18	20	26	31	23	21	28	22	21	21	33	16
Neither Agree/Dis	22	26	19	25	24	23	19	22	21	24	24	9	31	20	37
Somewhat Disagree	12	11	14	11	14	12	12	11	15	13	13	13	15	11	11
Strongly Disagree	9	8	10	15	13	7	3	9	12	8	11	10	21	3	6
Not Sure	4	4	3	3	2	4	5	4	3	3	3	3	1	6	1

	ORIENTATION						CHURCH		AREA			
	Total	Left	Center Left	Center	Center Right	Right	Regular	Never	Rural	Small City	Suburb	Urban
Strongly Agree	28	47	28	28	24	20	19	30	49	24	0	28
Somewhat Agree	25	21	31	24	24	25	14	25	8	27	23	26
Neither Agree/Dis	22	21	19	25	23	17	39	22	20	28	6	20
Somewhat Disagree	12	1	12	12	16	17	10	11	5	12	39	13
Strongly Disagree	9	4	6	8	10	20	18	7	6	6	33	10
Not Sure	4	6	5	4	3	1	1	5	12	4	0	2

IMMIGRATION:

Do you agree or disagree that immigrants pose a threat to public safety in Bulgaria?



	GENDER			AGE				EDUCATION			EMPLOYMENT				
	Total	Female	Male	18-29	30-44	45-64	65+	Low	Medium	High	Full-Time	Part-time	Student	Retired	Unemployed
Strongly Agree	26	23	30	23	21	30	28	25	28	26	27	30	18	23	23
Somewhat Agree	32	31	33	34	33	28	36	29	32	36	30	37	26	36	38
Neither Agree/Dis	18	23	14	16	21	18	18	19	18	18	17	8	32	21	23
Somewhat Disagree	13	11	14	17	18	10	7	10	15	14	15	16	10	7	7
Strongly Disagree	8	9	6	9	7	8	7	11	6	4	7	3	13	8	9
Not Sure	3	4	3	1	2	5	4	6	1	2	3	4	0	5	0

	ORIENTATION							CHURCH		AREA			
	Total	Left	Center Left	Center	Center Right	Right	Regular	Never	Rural	Small City	Suburb	Urban	
Strongly Agree	26	33	29	26	20	27	12	21	20	28	0	26	
Somewhat Agree	32	43	39	31	28	28	20	37	39	36	23	30	
Neither Agree/Dis	18	12	19	19	24	11	30	19	20	18	16	19	
Somewhat Disagree	13	2	9	14	12	18	18	10	7	9	0	15	
Strongly Disagree	8	5	2	7	10	14	9	10	3	5	46	9	
Not Sure	3	6	2	3	7	1	11	3	11	4	15	2	

IMMIGRATION:

Do you agree or disagree that immigrants are human beings, it is our moral duty in Bulgaria to help them?



	GENDER			AGE				EDUCATION			EMPLOYMENT				
	Total	Female	Male	18-29	30-44	45-64	65+	Low	Medium	High	Full-Time	Part-time	Student	Retired	Unemployed
Strongly Agree	10	12	7	14	8	10	10	11	11	8	12	15	9	5	4
Somewhat Agree	29	28	31	21	33	34	25	23	31	37	28	30	35	28	54
Neither Agree/Dis	27	28	25	30	27	22	30	27	24	28	27	27	33	28	16
Somewhat Disagree	17	18	16	16	17	16	19	17	15	17	16	12	19	20	10
Strongly Disagree	14	10	17	17	13	14	11	16	16	9	15	15	3	12	15
Not Sure	4	3	4	2	2	5	5	6	4	2	4	1	0	7	1

	ORIENTATION						CHURCH		AREA			
	Total	Left	Center Left	Center	Center Right	Right	Regular	Never	Rural	Small City	Suburb	Urban
Strongly Agree	10	11	4	12	10	7	10	10	7	11	15	10
Somewhat Agree	29	35	27	30	29	24	23	28	46	29	58	27
Neither Agree/Dis	27	17	33	25	31	26	42	24	11	21	4	31
Somewhat Disagree	17	22	25	14	16	20	7	19	8	22	17	16
Strongly Disagree	14	3	9	15	12	20	12	16	12	15	0	13
Not Sure	4	11	2	4	3	2	5	3	15	2	5	3

FAVORABILITY:

What is your opinion of non-governmental organizations in Bulgaria?




	GENDER			AGE				EDUCATION			EMPLOYMENT				
	Total	Female	Male	18-29	30-44	45-64	65+	Low	Medium	High	Full-Time	Part-time	Student	Retired	Unemployed
Very Favorable	5	5	4	7	3	4	5	8	2	3	5	3	6	5	3
Somewhat Favorable	31	35	27	33	35	32	24	27	39	33	34	34	33	23	18
Somewhat Unfave	25	22	29	31	22	21	30	24	26	27	25	20	42	28	10
Very Unfavorable	24	18	31	13	21	30	28	24	17	28	26	20	5	26	26
Not Sure	14	19	9	16	18	12	13	17	16	10	10	23	13	17	42

	ORIENTATION						CHURCH		AREA			
	Total	Left	Center Left	Center	Center Right	Right	Regular	Never	Rural	Small City	Suburb	Urban
Very Favorable	5	7	3	5	4	7	25	5	10	6	0	4
Somewhat Favorable	31	23	26	32	30	40	27	25	25	30	48	32
Somewhat Unfave	25	27	22	26	27	21	29	22	6	26	40	27
Very Unfavorable	24	41	33	20	24	24	15	34	21	21	0	27
Not Sure	14	2	15	17	15	8	4	13	38	18	12	11

VALUES:

Which comes closer to your view?



	GENDER			AGE				EDUCATION			EMPLOYMENT				
	Total	Female	Male	18-29	30-44	45-64	65+	Low	Medium	High	Full-Time	Part-time	Student	Retired	Unemployed
European values are founded on the traditional culture and beliefs of each country, including Bulgaria	14	11	17	15	12	15	14	13	16	15	13	12	26	15	13
European values are founded on the universal principles of tolerance, human and civil rights and democracy	44	47	40	59	49	36	37	37	50	48	47	32	57	35	49
There is no such thing as a common set of fundamental European values	43	41	44	26	39	49	49	50	34	37	40	56	16	50	38

	ORIENTATION						CHURCH		AREA			
	Total	Left	Center Left	Center	Center Right	Right	Regular	Never	Rural	Small City	Suburb	Urban
European values are founded on the traditional culture and beliefs of each country, including Bulgaria	14	22	12	11	13	24	19	10	3	14	72	15
European values are founded on the universal principles of tolerance, human and civil rights and democracy	44	25	33	41	54	62	37	43	35	38	23	47
There is no such thing as a common set of fundamental European values	43	53	54	48	32	14	45	47	61	48	4	39

Over the course of my lifetime life in Bulgaria has ...



	GENDER			AGE				EDUCATION			EMPLOYMENT				
	Total	Female	Male	18-29	30-44	45-64	65+	Low	Medium	High	Full-Time	Part-time	Student	Retired	Unemployed
Improved	24	24	25	32	29	26	12	24	32	22	31	18	35	13	4
Stayed Same	26	28	24	28	28	24	25	30	29	20	24	33	39	25	15
Declined	50	49	51	39	43	50	63	46	39	58	45	49	26	62	81

	ORIENTATION						CHURCH		AREA			
	Total	Left	Center Left	Center	Center Right	Right	Regular	Never	Rural	Small City	Suburb	Urban
Improved	24	4	12	20	38	49	38	27	13	20	59	27
Stayed Same	26	22	24	27	21	32	20	29	33	29	14	24
Declined	50	74	64	53	40	19	42	45	54	51	27	49

Over the course of my lifetime the strength of the community in Bulgaria has ...



	GENDER			AGE				EDUCATION			EMPLOYMENT				
	Total	Female	Male	18-29	30-44	45-64	65+	Low	Medium	High	Full-Time	Part-time	Student	Retired	Unemployed
Improved	22	21	23	26	21	23	18	18	26	25	25	20	16	17	5
Stayed Same	40	43	37	33	46	38	41	41	39	39	39	36	46	39	59
Declined	38	37	40	41	33	39	41	41	35	36	36	44	37	43	37

	ORIENTATION						CHURCH		AREA			
	Total	Left	Center Left	Center	Center Right	Right	Regular	Never	Rural	Small City	Suburb	Urban
Improved	22	14	16	21	27	29	39	18	7	21	60	23
Stayed Same	40	50	37	39	44	35	42	43	38	44	20	39
Declined	38	36	46	40	30	36	19	39	56	36	19	38


Over the course of my lifetime Bulgaria's status on the world stage has ...



	GENDER			AGE				EDUCATION			EMPLOYMENT				
	Total	Female	Male	18-29	30-44	45-64	65+	Low	Medium	High	Full-Time	Part-time	Student	Retired	Unemployed
Improved	25	27	22	35	22	26	19	24	26	24	27	24	30	20	8
Stayed Same	38	41	36	32	47	41	31	39	33	40	39	28	47	34	57
Declined	37	32	42	33	32	33	50	37	41	36	33	47	23	46	35

	ORIENTATION						CHURCH		AREA			
	Total	Left	Center Left	Center	Center Right	Right	Regular	Never	Rural	Small City	Suburb	Urban
Improved	25	6	17	22	33	47	38	25	18	21	45	27
Stayed Same	38	34	34	41	43	28	26	39	41	37	42	39
Declined	37	60	49	38	24	25	36	35	41	42	14	35

Over the course of my lifetime employment opportunities, jobs and the labor market in Bulgaria has...



	GENDER			AGE				EDUCATION			EMPLOYMENT				
	<i>Total</i>	<i>Female</i>	<i>Male</i>	<i>18-29</i>	<i>30-44</i>	<i>45-64</i>	<i>65+</i>	<i>Low</i>	<i>Medium</i>	<i>High</i>	<i>Full-Time</i>	<i>Part-time</i>	<i>Student</i>	<i>Retired</i>	<i>Unemployed</i>
Improved	31	31	30	46	35	29	18	30	43	26	37	19	37	22	7
Stayed Same	36	34	38	33	38	38	34	38	33	35	35	48	50	30	45
Declined	33	35	32	22	28	33	48	32	24	39	28	33	13	48	48

	ORIENTATION						CHURCH		AREA			
	<i>Total</i>	<i>Left</i>	<i>Center Left</i>	<i>Center</i>	<i>Center Right</i>	<i>Right</i>	<i>Regular</i>	<i>Never</i>	<i>Rural</i>	<i>Small City</i>	<i>Suburb</i>	<i>Urban</i>
Improved	31	8	15	27	46	56	48	27	20	24	65	34
Stayed Same	36	32	35	38	35	31	28	43	38	43	7	33
Declined	33	60	50	35	19	13	24	30	42	34	29	33